

Clapping Hands




Follow the instructions to make the moving mechanism.

Step 1

Cut **two** strips of card with the measurement:

5cm x 2cm (A and B)

5 cm



2 cm

Step 2

Cut **one** strip of card with the measurement:

7cm x 2cm (C)

7 cm



2 cm

Step 3

Cut a rectangle with the measurements

5cm x 4cm (D)

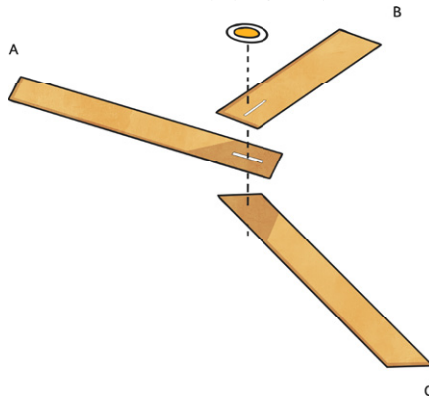
5 cm



4 cm

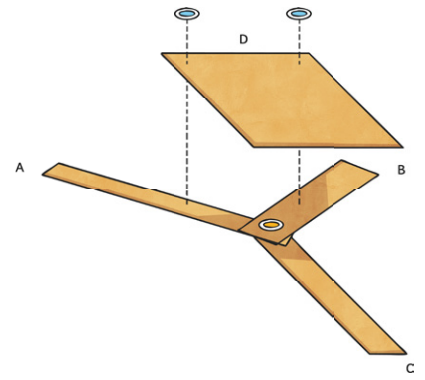
Step 4

Make two small slits in strips A and B. Then push a split pin through the three strips of card as shown.



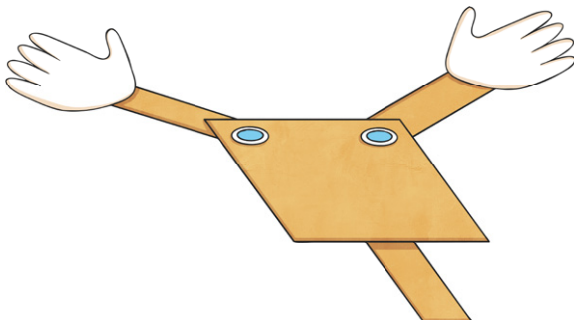
Step 5

Split pin the strips to the rectangular piece of card. Don't fix the split pins tightly. Make sure the card strips can move freely.



Step 6

Cut two hands out and stick to the arms.



Step 7

Pull the strip up and down and the hands will clap together!

