

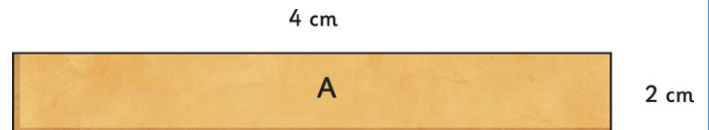
# Moving Dragon

Follow the instructions to make the moving mechanism.

## Step 1

Cut **one** strip of card with the measurements:

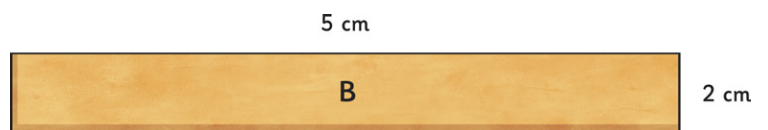
**4cm x 2cm (A)**



## Step 2

Cut **one** strip of card with the measurements:

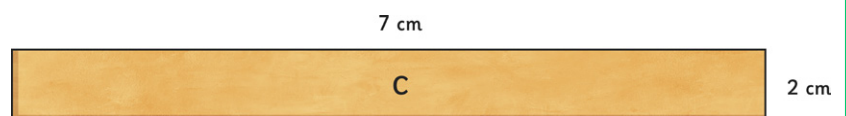
**5cm x 2cm (B)**



## Step 3

Cut **one** strip of card with the measurements:

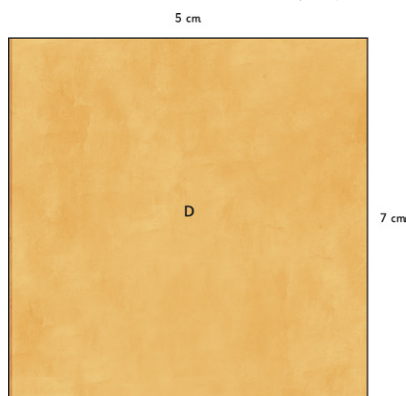
**7cm x 2cm (C)**



## Step 4

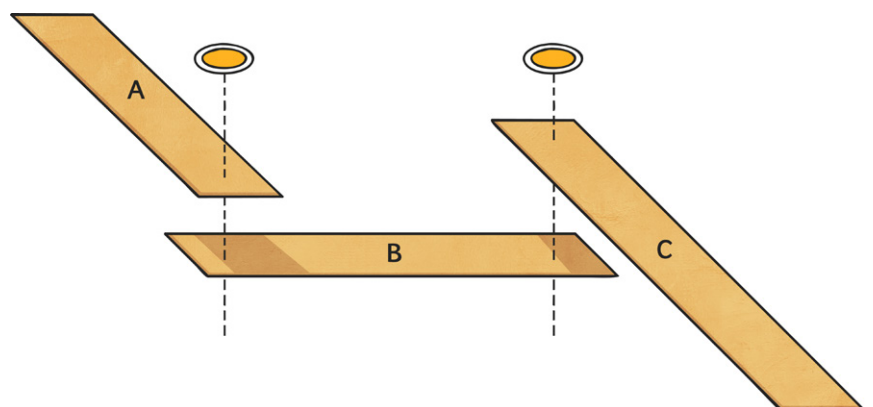
Cut a rectangle with the measurements

**5cm x 7cm (D)**



## Step 5

Split pin the three strips together in the positions shown. Do not fasten the split pins tightly.



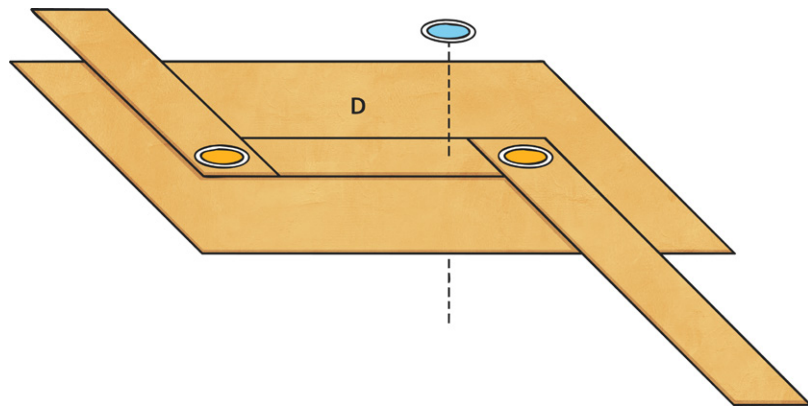
# Moving Dragon



Follow the instructions to make the moving mechanism.

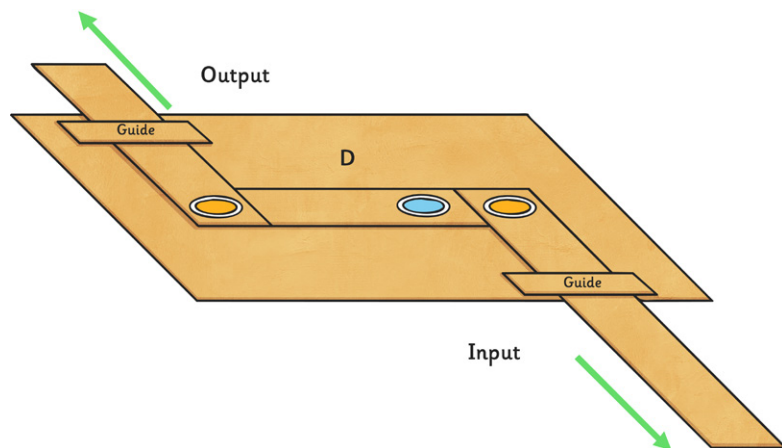
## Step 6

Split pin the strips to the rectangle in the position shown. Do not press the split pin tightly.



## Step 7

Cut two guide strips out of card and glue down in the position shown.



## Step 8

Draw and cut out a head and tail of a dragon and stick in the position shown.

