

Waving Hand


Follow the instructions to make the moving mechanism.

Step 1

Cut **one** strip of card with the measurements:

7cm x 2cm (A)

7 cm



Step 2

Cut **one** strip of card with the measurements:

9cm x 2cm (B)

9 cm



Step 3

Cut a rectangle with the measurements

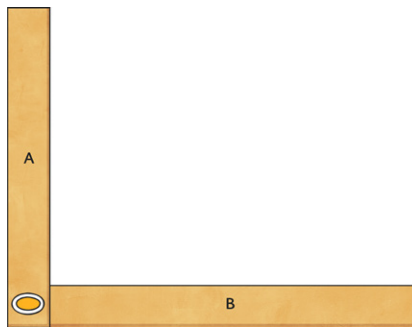
7cm x 5cm (C)

7 cm



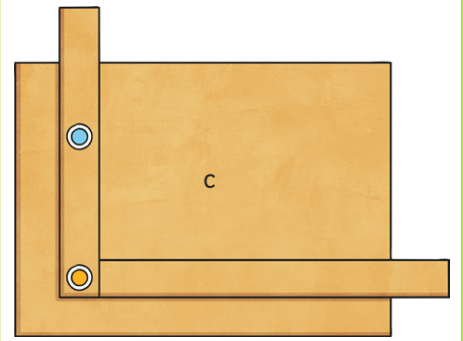
Step 4

Split pin the strips to the rectangular piece of card. Don't fix the split pins tightly.



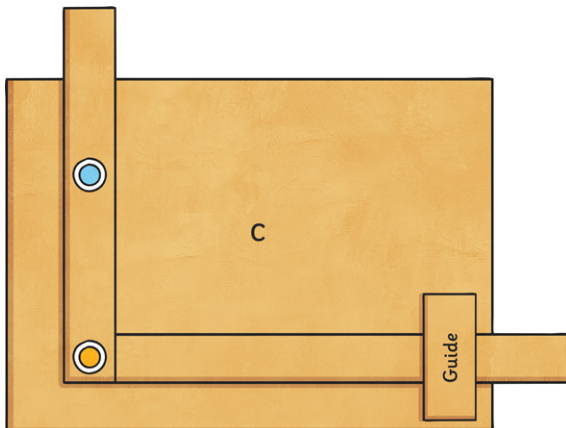
Step 5

Split pin the strips to the rectangular piece of card. Don't fix the split pins tightly.



Step 6

Add a guide strip as shown in the diagram.



Step 7

Draw and cut out a hand and stick it in place.

